

Meritor WABCO Suspension Systems and Controls

- Cab and Chassis Leveling Valves
 - Rods and Linkage Assemblies
- Electronically Controlled Air Suspension (ECAS)
- Electronic Leveling Modules (ELM)
 - Trucks, Tractors, and Trailers

The parts listed in this book are service (replacement parts). The service part number is the same as the production part number, except that it is preceded by an S.

Production Part Number
464 008 115 0

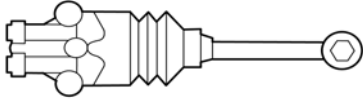
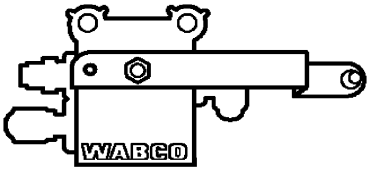
Service (Replacement) Part Number
S464 008 115 0

CONTENTS

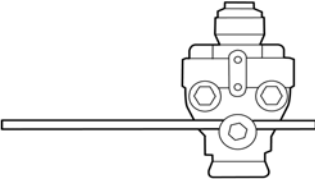
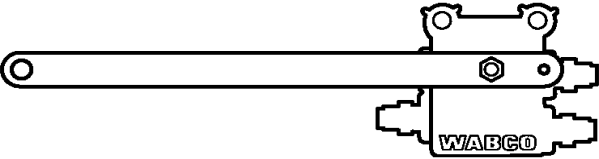
LEVELING VALVES.....	2
CAB LEVELING VALVES.....	2
CHASSIS LEVELING VALVES.....	2
LEVER RODS.....	2
LINKAGE COMPONENTS AND ACCESSORIES.....	3
ELECTRONICALLY CONTROLLED AIR SUSPENSION (ECAS).....	3
ELECTRONIC CONTROL UNIT (ECU).....	3
ECAS ACCESSORIES.....	3
HEIGHT SENSORS.....	3
HEIGHT SENSOR LINKAGE ASSEMBLY.....	3
HEIGHT SENSOR LEVERS.....	3
SENSOR CABLES.....	4
SOLENOID VALVES / VALVE BLOCKS.....	4
VALVE BLOCK CABLES.....	4
REMOTE CONTROL UNIT FOR TRUCK ECAS.....	4
ELECTRONIC LEVELING MODULES (ELM).....	5
ELM FOR TRACTORS AND TRAILERS.....	5
ELM EXTENSION LEVER FOR TRACTORS AND TRAILERS.....	5
ELM TRACTOR CABLE.....	5
ELM TRAILER HARNESS.....	5
ELM TRAILER REMOTE SWITCH BOX.....	5
ELM LABEL.....	6
TOOLBOX™ SOFTWARE.....	6

LEVELING VALVES

CAB LEVELING VALVES

	
<i>One Delivery Port</i>	<i>Two Delivery Ports</i>
Part Number	Comments
S464 007 004 0	One Delivery Port, No Ball Stud On Lever, 200mm (7.8 in.) Lever
S464 008 008 0	Two Delivery Ports, 93mm (3.6 in.) Lever
S464 008 009 0	Two Delivery Ports, 100mm (3.9 in.) Lever
SRWABK011	One Delivery Port, Leveling Valve Assembly - Ball Stud On Lever, 200mm (7.8 in.) Lever

CHASSIS LEVELING VALVES

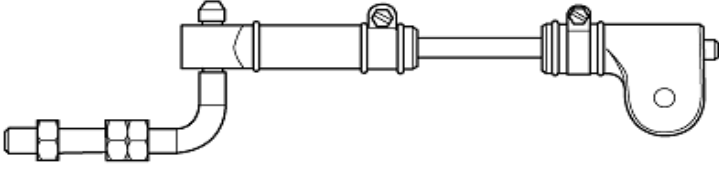
		
<i>Non-Ceramic Style Valve, Lever sold separately</i>	<i>Ceramic Style Valve</i>	
<i>NPT Threads Unless Otherwise Noted</i>		
Part Number	Valve Style	Comments
S464 002 332 0	Non-Ceramic Style Valve	Valve Only, Metric, No Lever
S464 002 443 0	Non-Ceramic Style Valve	Valve Only, No Lever
S464 006 002 0	Non-Ceramic Style Valve	Valve Only, Metric, No Lever
S464 006 003 0	Non-Ceramic Style Valve	Valve Only, No Lever
S464 008 001 0		Replaced by S464 008 115 0
S464 008 005 0	Ceramic Style Valve	Valve Only, 200mm (7.8 in.) Lever
S464 008 007 0		Replaced by S464 008 115 0
S464 008 010 0		Replaced by S464 008 115 0
S464 008 011 0	Ceramic Style Valve	Valve Only, 200mm Lever
S464 008 109 0	Ceramic Style Valve	Valve and Bracket, 200mm (7.8 in.) Lever
S464 008 110 0	Ceramic Style Valve	Valve and Bracket, 200mm (7.8 in.) Lever
S464 008 112 0	Ceramic Style Valve	Valve and Bracket, 200mm (7.8 in.) Lever
S464 008 115 0	Ceramic Style Valve	Valve and Bracket - Volvo Application, 200mm (7.8 in.) Lever

LEVER RODS

- Used with Non-Ceramic Style Chassis Leveling Valves		
Part Number	Length	Comments
S464 002 736 2	100mm	
S464 002 738 2	200mm	
S464 002 730 2	300mm	


LEVELING VALVES

LINKAGE COMPONENTS AND ACCESSORIES

		<i>Linkage Assembly</i>
Part Number	Comments	
SRWABK053	Replaced by S433 401 002 2	
SRWABK054	Replaced by S433 401 003 2	
SRWABK055	Replaced by S433 401 004 2	
S433 401 002 2	Linkage Assembly, 226mm (8.8 in.) Rod	
S433 401 003 0	Linkage Assembly, No Rod	
S433 401 003 2	Linkage Assembly, 226mm (8.8 in.) Rod	
S433 401 004 2	Linkage Assembly, 226mm (8.8 in.) Rod	
S433 401 006 2	Linkage Assembly, 140mm (5.5 in.) Rod	
S433 401 732 4	Down Rod, 226mm (8.8 in.) Rod	

ELECTRONICALLY CONTROLLED AIR SUSPENSION (ECAS)

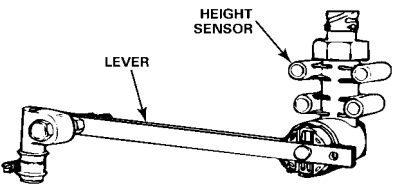
ELECTRONIC CONTROL UNITS (ECU)

	Part Number	Comments
	S446 055 045 0	Replaced by S446 055 093 0
	S446 055 093 0	Truck ECAS
	S446 055 057 0	Bus ECAS

ECAS ACCESSORIES

Part Number	Comments
S894 510 764 2	Connector Plug; 35-Pin
S894 510 297 4	Amp Terminals 0.5-1.5mm For 35-Pin Connector
S894 510 298 4	Amp Terminals 1.0-2.5mm For 35-Pin Connector

HEIGHT SENSORS

	Part Number	Comments
	S441 050 006 0	Use with Meritor WABCO Sensor Cables Only
	S441 050 010 0	Replaced by S441 050 011 0 (Kostal Style Connector)
	S441 050 011 0	Use with Meritor WABCO Sensor Cables Only (Bayonet Style Connector)

HEIGHT SENSOR LINKAGE ASSEMBLY

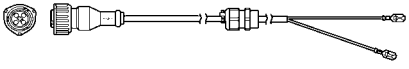
Part Number	Comments
S433 401 003 0	Linkage Assembly, No Rod

HEIGHT SENSOR LEVER

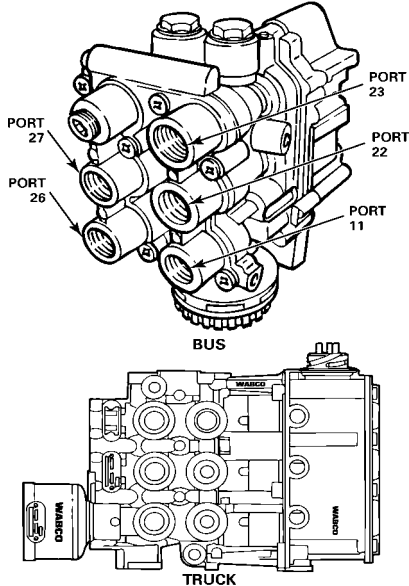
Part Number	Comments
S441 050 718 2	275mm Lever

ELECTRONICALLY CONTROLLED AIR SUSPENSION (ECAS)

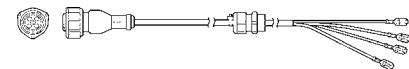
SENSOR CABLES

	Part Number	Comments
	S449 742 100 0	10.0m (32.0 ft.)
	S449 742 150 0	15.0m (49.0 ft.)

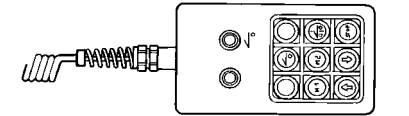
SOLENOID VALVES / VALVE BLOCKS

	Part Number	Comments
	S472 900 060 0	Truck ECAS with Load Transfer
	S472 900 067 0	Bus ECAS
	S472 880 072 0	Truck ECAS - Volvo Specific

VALVE BLOCK CABLES

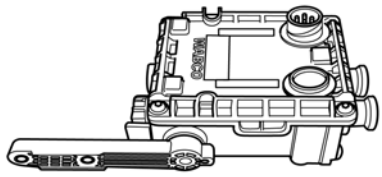
	Part Number	Comments
	S449 422 100 0	Bus ECAS (Pictured at Left), 10.0m (32.8 ft.)
	S894 604 484 2	Truck ECAS, 90-Degree Angle, 10.0m (32.8 ft.)

REMOTE CONTROL UNIT FOR TRUCK ECAS


	Part Number	Comments
	S894 601 188 2	Replaced by S894 056 025 0
	S894 056 025 0	
	S446 056 010 4	Mounting Bracket for Remote Control Unit

ELECTRONICALLY CONTROLLED LEVELING MODULES (ELM)

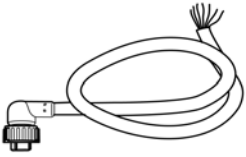
ELM FOR TRACTORS AND TRAILERS

	Part Number	Comments
	S474 100 030 0	ELM With Internal Pressure Sensor
	S474 100 040 0	ELM Without Internal Pressure Sensor

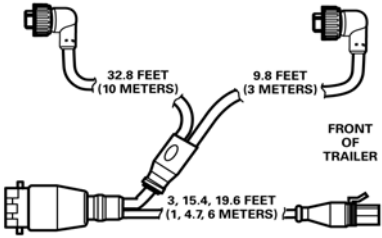
ELM EXTENSION LEVER FOR TRACTORS AND TRAILERS

	Part Number	Comments
	S441 901 714 4	232mm (9.1 in.) Lever


ELM TRACTOR CABLE

	Part Number	Comments
	S894 607 330 2	10.0m (32.8 ft.)

ELM TRAILER HARNESS

	Part Number	Comments
	S894 607 327 0	1.0m (3.2 ft.)
	S894 607 328 0	4.7m (15.4 ft.)
S894 607 329 0	6.0m (19.6 ft.)	

ELM TRAILER REMOTE SWITCH BOX

	Part Number	Comments
	S446 156 001 0	

ELECTRONICALLY CONTROLLED LEVELING MODULES (ELM)

ELM LABEL

	Comments
<div data-bbox="110 226 685 588" style="border: 2px solid black; padding: 10px;"> <p style="text-align: center;">CAUTION:</p> <p>Trailer Suspension is equipped with an Electronic Leveling Module (ELM), Towing vehicle must supply constant 12-VOLT Power to the trailer center-pin of the J-560 (7-Way connector) for the ELM to function. Failure to do so will cause under-inflated air bags and improper suspension operation.</p> <p>899 201 832 4 MERITOR WABCO Issued 10/03</p> </div>	<p>At OEM installation, an ELM Caution Label was affixed to the front of the trailer, next to the seven-way connector. If this label is no longer in place, or if it has been damaged, faded or is otherwise unreadable, please contact the ArvinMeritor customer service center at (800) 535-5560 to request a new label.</p>

TOOLBOX™ SOFTWARE

NOTE: TOOLBOX™ software and support equipment is not available from Meritor WABCO. To order contact SPX at 1-800-328-6657.

	Comments
<div data-bbox="152 940 647 1358" style="border: 1px solid black; padding: 10px;"> <p style="text-align: center; font-size: small;">Includes Spanish and French Versions</p> <h1 style="text-align: center;">TOOLBOX™ SOFTWARE</h1> <ul style="list-style-type: none"> ▶ Pneumatic ABS Diagnostics (D and E Versions) ▶ Trailer ABS Diagnostics (Easy-Stop™ and Enhanced Easy-Stop™ with PLC) ▶ Hydraulic ABS Diagnostics <p style="text-align: center;">MERITOR WABCO</p> </div>	<p>A PC-based diagnostics program for tractor and trailer pneumatic ABS, hydraulic ABS and electronic leveling modules (ELM) for tractors and trailers.</p> <p>With Meritor WABCO TOOLBOX™ software, the service technician can display system faults and wheel speed data, test individual components, verify installation wiring and more. Runs in Windows® 98, NT, Me, 2000, and XP. Includes a comprehensive self-help menu and user manual.</p> <p>NOTE: You need TOOLBOX™ software, version 5.0 or higher, to calibrate ride height or change the dash switch (Tractor ELM) or remote switch box (Trailer ELM) default.</p> <ul style="list-style-type: none"> • For tractor applications, TOOLBOX™ requires an RS232 to SAE J1708 converter cable; Part Number J-45537-13. • For trailer applications, TOOLBOX™ requires a PLC J-1708 Converter Box/Translator is also required; Part Number J-45537-MRR.

NUMERICAL PARTS LISTING

Part Number	Page
S433 401 002 2	3
S433 401 003 0	3
S433 401 003 2	3
S433 401 004 2	3
S433 401 006 2	3
S433 401 732 4	3
S441 050 006 0	3
S441 050 010 0	3
S441 050 011 0	3
S441 050 718 2	3
S441 901 714 4	5
S446 055 045 0	3
S446 055 057 0	3
S446 055 093 0	3
S446 056 010 4	4
S446 156 001 0	5
S449 422 100 0	4
S449 742 100 0	4
S449 742 150 0	4
S464 002 332 0	2
S464 002 443 0	2
S464 002 730 2	2
S464 002 736 2	2
S464 002 738 2	2
S464 006 002 0	2
S464 006 003 0	2
S464 007 004 0	2
S464 008 001 0	2
S464 008 005 0	2
S464 008 007 0	2
S464 008 008 0	2
S464 008 009 0	2
S464 008 010 0	2
S464 008 011 0	2
S464 008 109 0	2
S464 008 110 0	2
S464 008 112 0	2
S464 008 115 0	2
S472 880 072 0	4
S472 900 060 0	4
S472 900 067 0	4
S474 100 030 0	5
S474 100 040 0	5

Part Number	Page
S894 056 025 0	4
S894 510 297 4	3
S894 510 298 4	3
S894 510 764 2	3
S894 601 188 2	4
S894 604 484 2	4
S894 607 327 0	5
S894 607 328 0	5
S894 607 329 0	5
S894 607 330 2	5
SRWABK011	2
SRWABK053	3
SRWABK054	3
SRWABK055	3
ELM Label	6
TOOLBOX™ Software	6

Part Number	Page
-------------	------

MERITOR WABCO

Meritor WABCO Vehicle Control Systems
2135 West Maple Road
Troy, Michigan 48084-7121
888-725-9355
meritorwabco.com
xpresswayplus.arvinmeritor.com

Information contained in this publication was in effect at the time the publication was approved for printing and is subject to change without notice or liability. Meritor WABCO reserves the right to revise the information presented or discontinue the production of parts at any time.

© 2004
Meritor WABCO

Printed in U.S.A.

Revised 10/04
PB-03110/22882